

REVERSIBLE SQUARE DRIVE

for tightening and loosening applications

360° SWIVEL COUPLERS

with screw couplings

REACTION PAWL DESIGN


for enhanced efficiency and accuracy



All wrenches supplied with a calibration certificate of accuracy, traceable to international standards. Refer to Calibration & Certification section at the rear of the catalogue.

THE TW-SERIES SQUARE DRIVE HYDRAULIC TORQUE WRENCHES ARE COMPACT, EASY TO USE AND VERSATILE.

The titanium-aluminium alloy and super high strength steel alloy construction means increased strength and durability while minimising weight. TW-Series torque wrenches are available in 3/4" to 2 1/2" square drive models, with a torque range from 112 to 72,000 Newton Metres (82 to 53,280 ft/lbs). All models are fitted with a 360° swivel coupler and screw couplings.



TITANIUM ALUMINIUM ALLOY

and super high strength steel construction

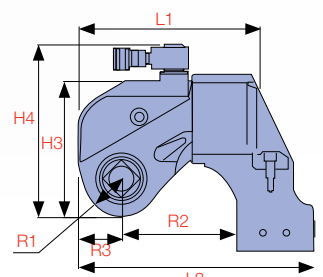
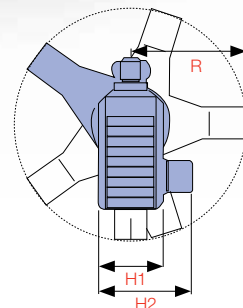
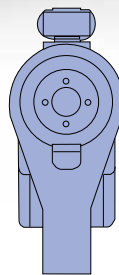
ACCURACY

within + / - 3%



EXTENDED REACTION ARM

available as an optional extra



Model No.	Square Drive	Range of Torque (Nm) @ 700 bar	Range of Torque (lbf.ft) @ 700 bar	Bolt Size Range (mm)	L1	L2	H1	H2	H3	H4	R	R1	R2	R3	Weight (kg)
TW07	3/4"	112-1,120	82-829	14-30	111	140	42	66	76	109	75	20.5	68.3	25	1.8
TW1	3/4"	183-1,837	135-1,359	16-36	145	174	50	72	96	131	91.5	26.0	85.0	33.5	2.5
TW3	1"	451-4,512	334-3,346	22-48	178	230	68	95	127	176	123.5	34.0	114.0	40	5.0
TW5	1-1/2"	752-7,528	557-5,571	27-56	211	271	80	123	149	199	140	39.0	137.0	46.5	8.0
TW8	1-1/2"	1,078-10,780	797-7,977	30-64	222	293	90	134	167	217	165	47.0	153.0	52	11.0
TW10	1-1/2"	1,551-15,516	1,148-11,482	36-72	246	318	100	142	182	232	178	51.0	154.0	58.5	15.0
TW20	2-1/2"	2,666-26,664	1,973-19,731	42-90	308	384	120	183	220	270	213	59.0	186.0	71	26.5
TW25	2-1/2"	3,472-34,725	2,569-25,697	48-100	323	401	137	200	247	297	228	66.0	199.0	72.5	35.0
TW35	2-1/2"	4,866-48,666	3,601-36,013	64-120	373	466	153	216	282	332	243.5	77.0	241.0	89.5	50.0
TW50	2-1/2"	7,200-72,000	5,328-53,280	72-125	400	516	160	223	291	341	258	81.0	259.0	97.5	87.0