


**THE *DPR-SERIES* ROTARY AIR DRIVEN POWER UNITS ARE A TWO SPEED HIGH PERFORMANCE PUMP DESIGN.**

They are ideally suited to applications where air is the preferred power source. A choice of valve configurations allows them to be used with single or double acting cylinders and tools. Optional valve sub-plates offer pressure and flow control. All models feature a Gast® heavy duty air motor with a slide type motor ON/OFF air supply valve and 11 L usable oil reservoir.




Model No.	Used with Cylinder	Motor Size (kW)	Usable Oil Capacity (L)	Maximum Pressure Rating (bar)	Pressure Rating (bar)		Oil Output Flow Rate (Lpm)		Valve Type
					1st Stage	2nd Stage	1st Stage	2nd Stage	
DPR-222	S/A	1.27	11.0	700	48	700	5.1	0.36	Dump
DPR-223	S/A	1.27	11.0	700	48	700	6.8	0.36	Manual 3w/3p
DPR-224	D/A	1.27	11.0	700	48	700	6.8	0.36	Manual 4w/3p



## Did you know...

Durapac offers a range of optional sub-plates and directional control valves to suit the DPR-Series air driven power units.

- 1 Optional air actuated directional control valves, 3 & 4 way versions available.
- 2 Optional pilot check valve sub-plate.
- 3 Optional adjustable pressure relief valve sub-plate





**OIL CAPACITY**  
**11 L**

**AIR PRESSURE RANGE**  
**4.1 - 5.6 bar**

**MAXIMUM OPERATING PRESSURE**  
**700 bar**

**C**  
**PUMPS**



**DPR-222**

**Dump valve is a 2 way, 2 position lever operated flipper valve:**

**Position 1:** oil goes from pump to cylinder/tool and line pressure is held when pump is stopped

**Position 2:** oil goes from pump to cylinder/tool and flows back automatically when pump is stopped



**DPR-223**

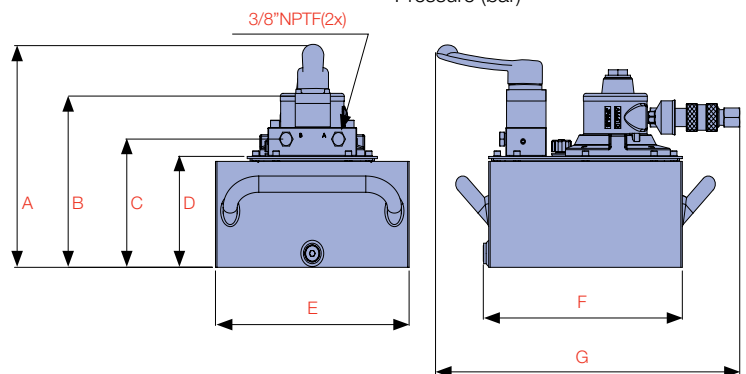
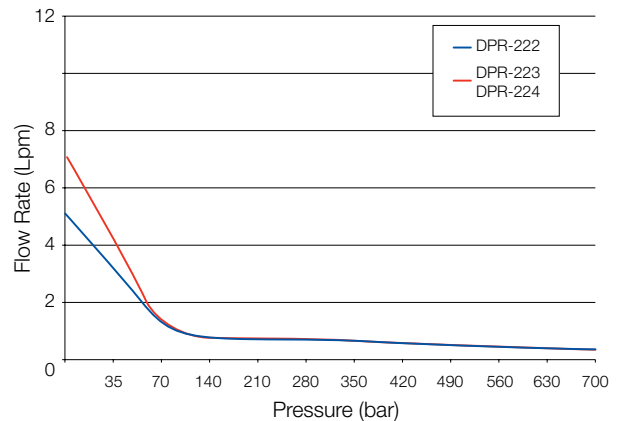
Manual 3 way/3 position valve for Advance/ Hold/Retract of single acting cylinder/tool. Valve handle operation can be swapped from detent to spring loaded.



**DPR-224**

Manual 4 way/3 position valve for Advance/ Hold/Retract of a double acting cylinder/ tool. Valve handle detent operation.

## PERFORMANCE CHART



Valve Function	Air Pressure Range (bar)	Air Consumption (Lpm)	Sound Level (dB)	Dimensions (mm)							Weight (kg)
				A	B	C	D	E	F	G	
Advance/Return	4.1 - 5.6	1,246	93	-	303	212	184	305	313	456	24
Advance/Hold/Return	4.1 - 5.6	1,246	93	-	292	208	184	305	313	-	24
Advance/Hold/Return	4.1 - 5.6	1,246	93	362	295	208	184	305	313	459	24