
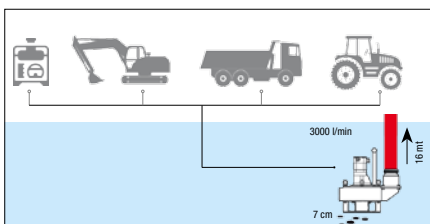
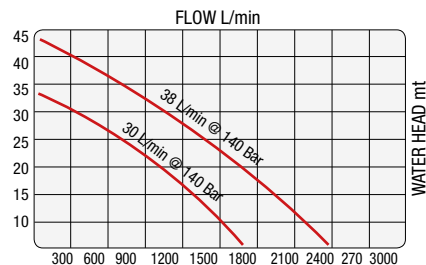


# WATER PUMPS

## SP 45

### Hydraulic Trash Pump

mouth 4"



- *Extremely robust and reliable, minimum maintenance required, can run dry without damage indefinitely*

- *The pump housing can be open in few minutes without tools for inspection of the impeller and the pumping chamber*

- *Can be operated by small power pack or by the hydraulic circuit mini excavators, vans, tractors, work vehicles etc.*

- *Hydraulic motor equipped with a one-way valve that prevents accidental oil leaks if connected in the wrong hydraulic port*

- *Available with "Viton" seals for pumping high-temperature fluids*

- *With the accessory "Dredging Kit" mounted on the volute base, act as a floor vacuum for directly suction of sand, light mud and solid melted suspended material*

# WATER PUMPS

## SP 45

### Hydraulic Trash Pump

mouth 4"

**SP45** is a professional 4" trash pump designed for pumping trash or very loaded fluids with a concentration of sludge in the liquid up to 20%, it can pump suspended solid bodies with dimensions of 70 mm. The performances are very high: flow rate up to 3000 L/min and a water head up to 16 meters. The pump body is constructed in stainless steel with polyurethane polyether shielding plates, materials that ensure unbeatable qualities of sturdiness, resistance to abrasion to impact and rust. Hydraulic function is an implicit guarantee of safety due to the impossibility of causing electric shock injuries. It can run dry without damage indefinitely. It is ideal for the pumping of large volumes of clear and dirty water, for the maintenance of underground gas and water networks, against flooding and natural disasters in the disposal of biological pits and manhole dewatering.



TECHNICAL CHARACTERISTICS	SP 45
Discharge mouth	4" bsp female
Dimension LxH (mm)	400x500
Weight	28 KG
Flow	3000 l/min
Water head	16 mt max
Pumpable solids	7 cm
Impeller type	open centrifugal
Impeller material	chromium cast iron
Pump body material	stainless steel
Motor type	gears group 2
Oil flow	30 - 40 l/min
Ideal flow	38 l/min
Oil pressure	140 - 210 bar
Backpressure	17 bar max

